

# EMBU COUNTY

**To understand voter preferences in Embu County, Mizani Africa conducted an Opinion Survey between 24<sup>th</sup> & 31<sup>st</sup> January 2022 across 4 Constituencies**

# METHODOLOGY

## Sampling

Random Sampling distributed proportionate to population size across 4 Constituencies in Embu County

## Sample Size

1,250  
Across Embu County

## Confidence Level

95%



## Data Collection

Face-face interviews at the household level

## Population

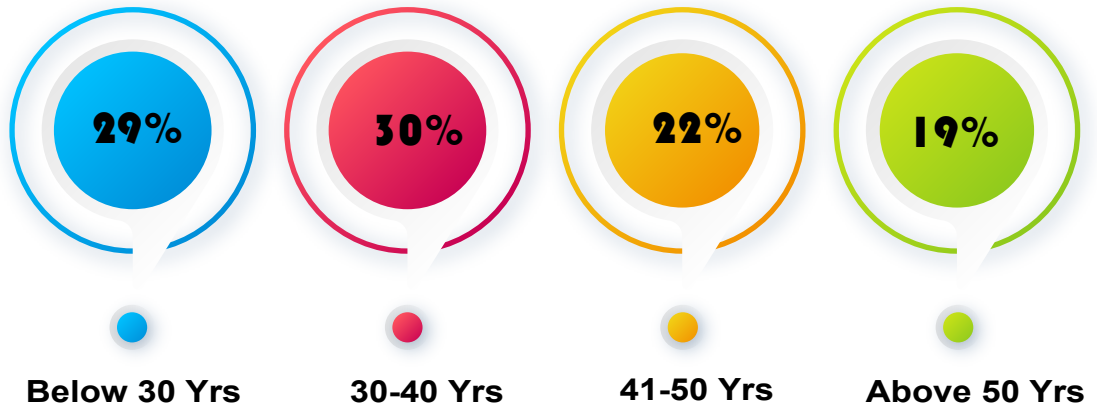
Embu County adults of 18 years & above living in rural & urban areas.

## Margin of Error

+/- 3

# DEMOGRAPHICS

## Age



## Gender



# GUBERNATORIAL SEAT

## Comparative Analysis of Possible Aspirants

Voters were asked whom they would vote for as their Governor, if elections were held today?



38.2%

LENNY KIVUTI



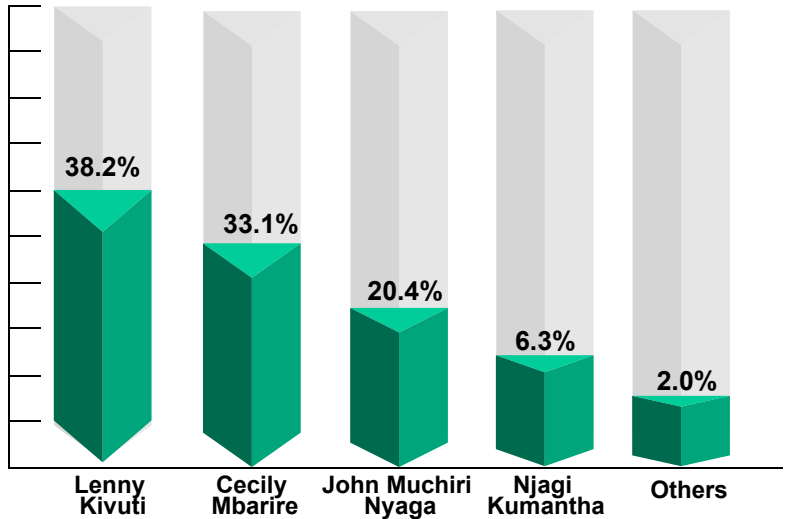
33.1%

CECILY MBARIRE



20.4%

JOHN MUCHIRI NYAGA



EMBU COUNTY



# SENATORIAL SEAT

## Comparative Analysis of Possible Aspirants

Voters were asked whom they would vote for as their Senator, if elections were held today?

EMBU COUNTY



32.0%

PETER NJERU  
NDWIGA



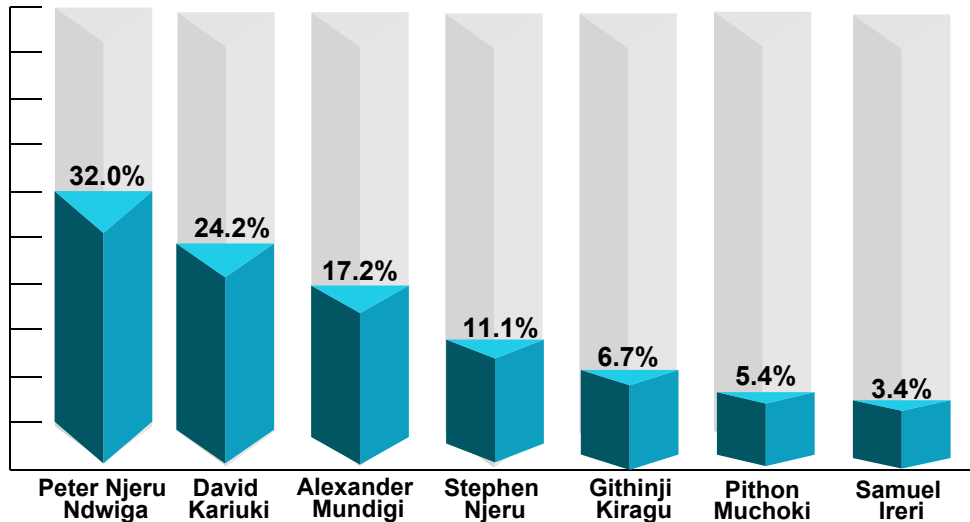
24.2%

DAVID KARIUKI



17.2%

ALEXANDER  
MUNDIGI



# Comparative Analysis of Possible Aspirants

WOMAN REP.  
SEAT

Voters were asked whom they would vote for as their governor, if elections were held today?



32.4%

PAMELA NJOKI



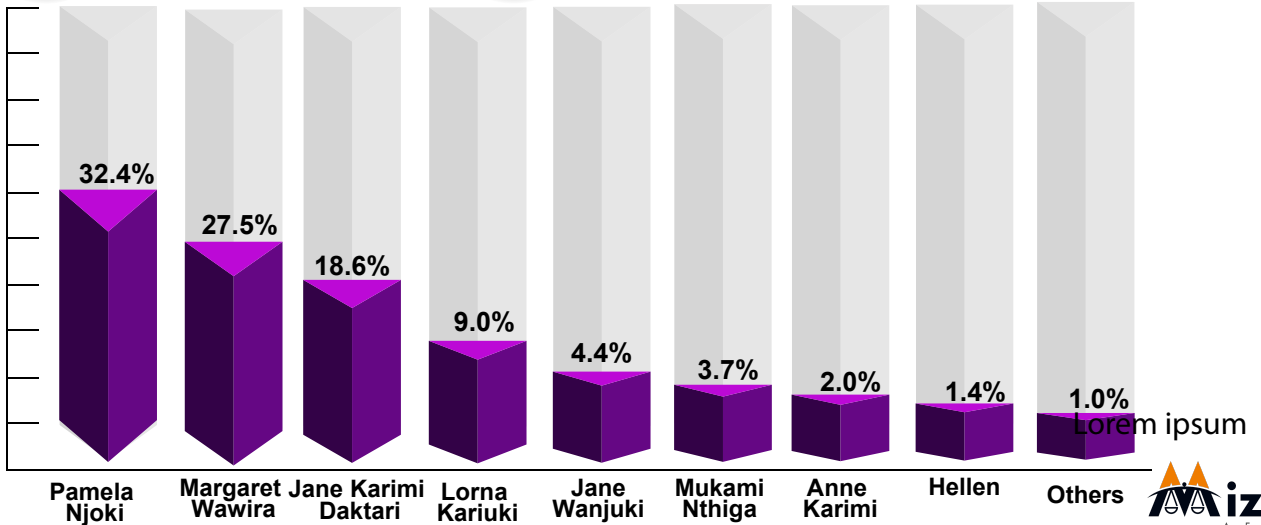
27.5%

MARGARET  
WAWIRA



18.6%

JANE KARIMI  
DAKTARI

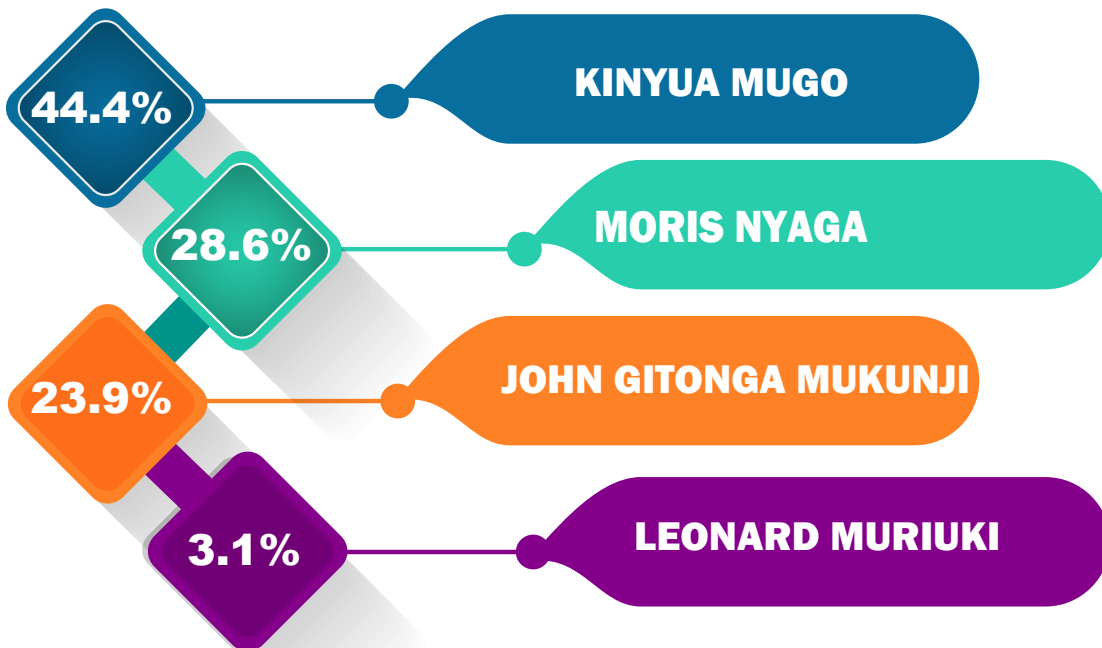


EMBU COUNTY

# Comparative Analysis of Possible Aspirants

Voters were asked whom they would vote for as their Member of Parliament, if elections were held today?

MANYYATTA CONSTITUENCY




# Comparative Analysis of Possible Aspirants

PARLIAMENTARIAN  
SEAT

Voters were asked whom they would vote for as their Member of Parliament, if elections were held today?

MBEERE NORTH CONSTITUENCY

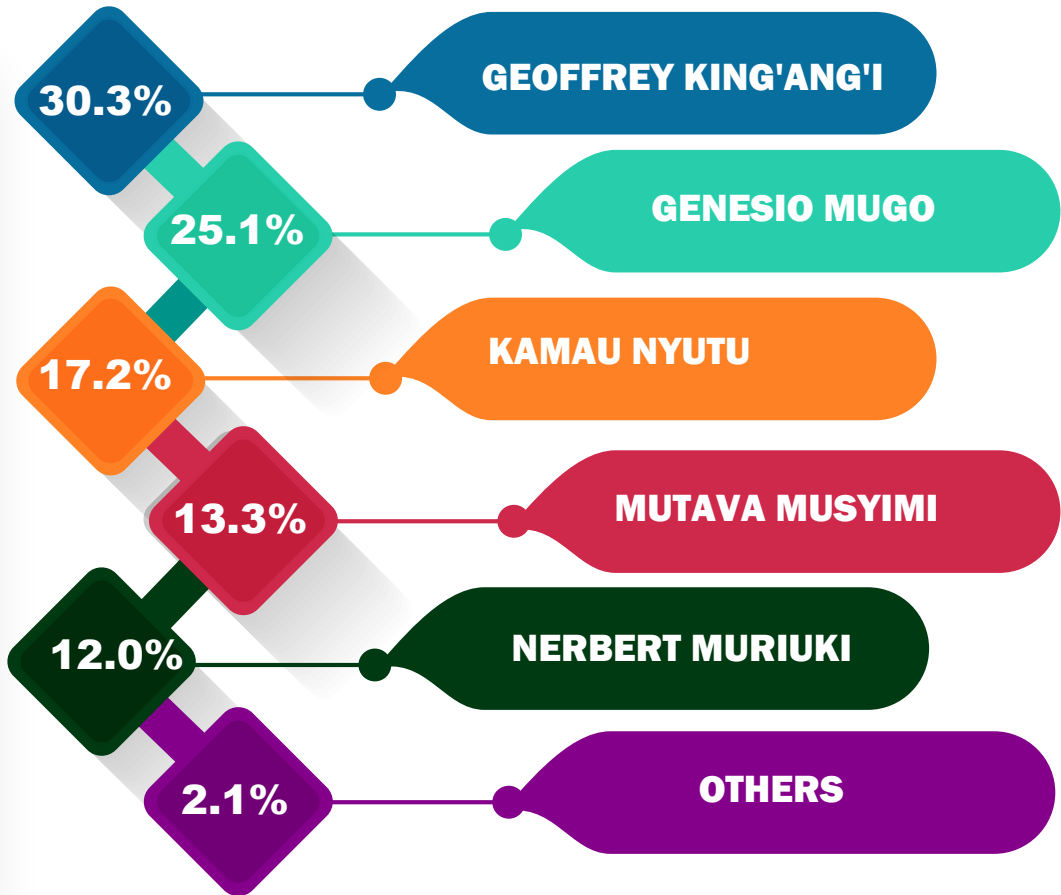


**PARLIAMENTARIAN  
SEAT**

# Comparative Analysis of Possible Aspirants

Voters were asked whom they would vote for as their Member of Parliament, if elections were held today?

**MBEERE SOUTH CONSTITUENCY**

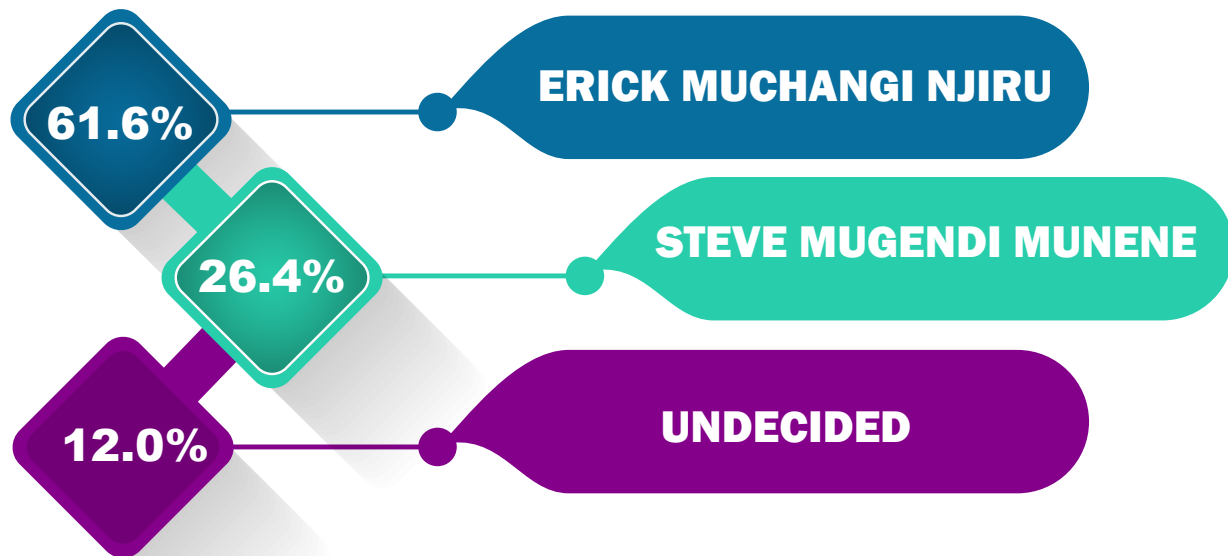


**PARLIAMENTARIAN  
SEAT**

## **Comparative Analysis of Possible Aspirants**

**Voters were asked whom they would vote for as their Member of Parliament, if elections were held today?**

**RUNYENJES CONSTITUENCY**



# Comparative Analysis of Possible Aspirants

Voters were asked whom they would vote for as their President, if elections were held today


**PRESIDENTIAL  
SEAT**

**EMBU COUNTY**



**WILLIAM RUTO**

**71.8%**



**RAILA ODINGA**

**15.5%**



**KALONZO MUSYOKA**

**8.3%**



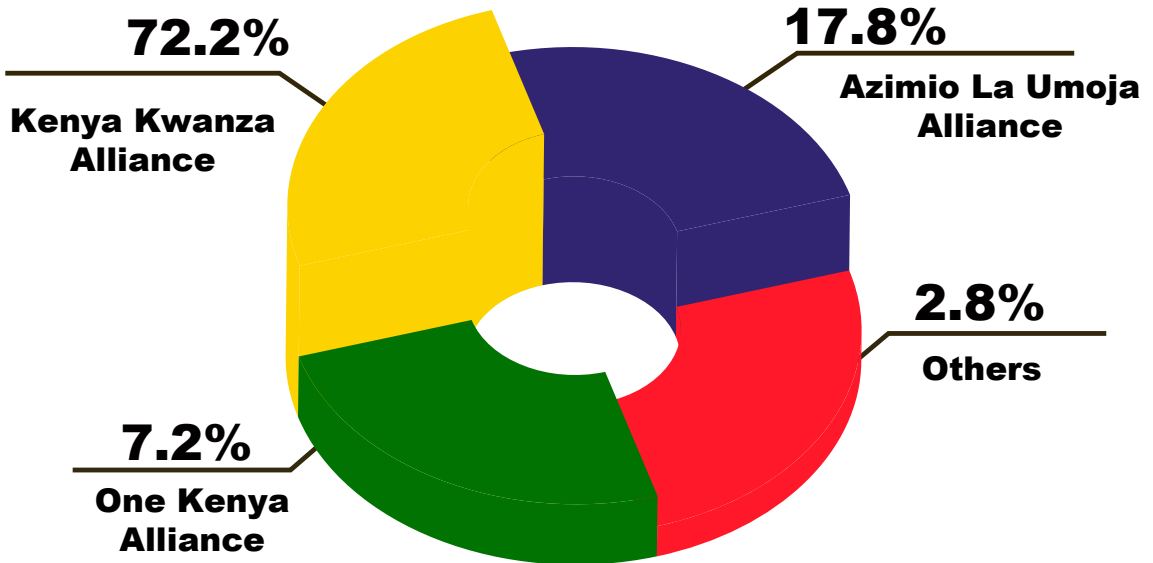
**OTHERS**

**4.4%**

# POLITICAL PARTIES

## Comparative Analysis of Political Parties

Voters were asked which would be their most Preferred Political Party Alliances if the election were held today.



EMBU COUNTY





**Opinion Poll  
FEB 2022**



**+25473555518  
+25473555512**



**@Mizaniafrica**



**@mizaniafrica**